

Phonics

- **Here at Cheadle Catholic Junior School, we build upon the Read WriteInc (RWI) programme used at the Infant School.**
- **This is a sequenced and structured synthetic approach to teaching phonics, with writing aspects included.**

How does it work?

Children:

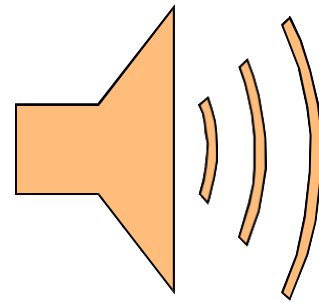
- Learn 44 sounds and matching letters/ letter groups
- Learn to blend sounds to read words

Learning to identify sounds (phonemes) and blend them together is called decoding.

Sounds

All words are made up of sounds

In English there are 44



Sound Pronunciation Guide

[https://www.youtube.com/watch?
v=TkXcabDUg7Q](https://www.youtube.com/watch?v=TkXcabDUg7Q)

Graphemes

- A grapheme is a sound written down
- English has more than 150 graphemes
- There are more than 150 ways to represent the 44 sounds using our 26 alphabet letters
- A complex code!

The complex English alphabetic code

Consonants: stretch

f	l	m	n	r	s	v	z	sh	th	ng
ff	ll	mm	nn	rr	ss	ve	zz	ti		nk
ph	le	mb	kn	wr	se		s	ci		
					c					
					ce					

Consonants: bounce

b	c	d	g	h	j	p	qu	t	w	x	y	ch
bb	k	dd	gg		g	pp		tt	wh			tch
	ck				ge							
	ch											

Vowels

a	e	i	o	u	ay	ee	igh	ow
	ea				ā-e	y	ī-e	ō-e
					ai	ea	ie	oa
						e	i	o

oo	oo	ar	or	air	ir	ou	oy	ire	ear	ure
ū-e			oor	are	ur	ow	oi			
ue			ore		er					
ew			aw							
			au							

Learning the code

Children learn a simple code first

Simple Speed Sounds chart

Consonants: stretchy

f	l	m	n	r	s	v	z	sh	th	ng
										nk

Consonants: bouncy

b	c	d	g	h	j	p	qu	t	w	x	y	ch
	k											

Vowels: bouncy

a	e	i	o	u	ay	ee	igh	ow
---	---	---	---	---	----	----	-----	----

Vowels: stretchy

Vowels: stretchy

oo	oo	ar	or	air	ir	ou	oy
----	----	----	----	-----	----	----	----

Consonants: stretchy

f	l	m	n	r	s	v	z	sh	th	ng
										nk

Consonants: bouncy

b	c	d	g	h	j	p	qu	t	w	x	y	ch
	k											

Vowels: bouncy

a	e	i	o	u	ay	ee	igh	ow

Vowels: stretchy

oo	oo	ar	or	air	ir	ou	oy

Set 1 sounds

Set 2 sounds

Building on Foundations in Year 1 and Year 2

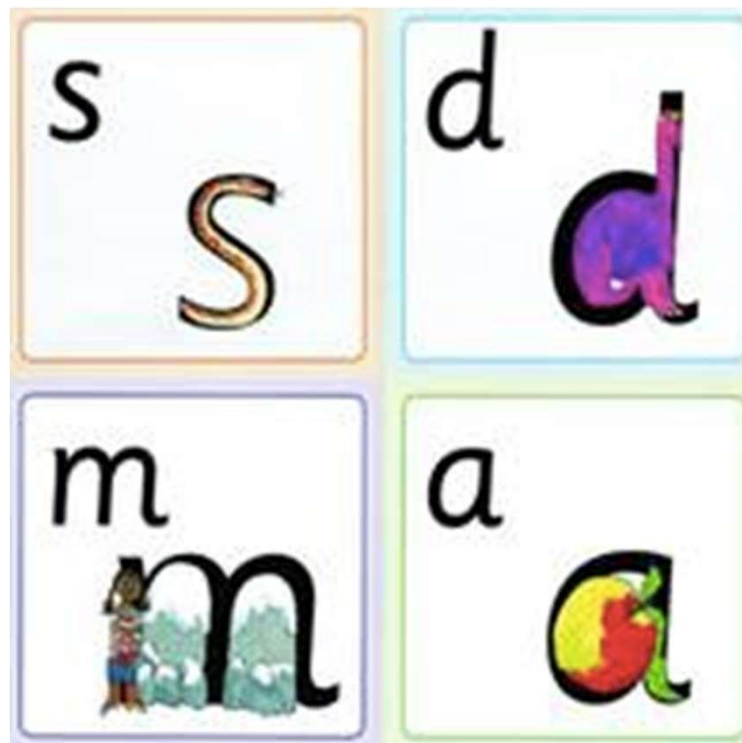
- Most children will have completed the RWI phonics programme by the end of Year 1.
- Children who would still benefit from the programme in Year 2 can continue this in the early part of Year 2.
- Those still not secure by the end of Year 2 are supported with targeted intervention work into Year's 3 and 4.

How to help your child at home...



You can practice pronouncing sounds.

Remember no 'fuh' and 'luh'!



Reading books home

- Books will be sent home to be shared with your child.
- They will match the sounds your child would be learning in the classroom and are 'decodable'.



So how can you help your child?

- By knowing the 44 sounds

Simple Speed Sounds

Consonant sounds - strictly

f	l	m	n	r	s	v	z	sh	th	ng	
										nk	

Consonant sounds - loosely

b	c	d	g	h	j	p	qu	t	w	x	y	ch
	k											

Vowel sounds - strictly

Vowel sounds - strictly

a	e	i	o	u	ay	ee	igh	ow	
---	---	---	---	---	----	----	-----	----	--

Vowel sounds - strictly

oo	oo	ar	or	air	ir	ou	oy	
----	----	----	----	-----	----	----	----	--

©2012 J. J. Jones

Simple Speed Sounds - strictly


- By knowing how to blend for reading m_a_t

And.

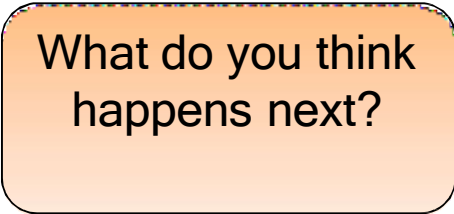
■ ■

By reading to your child lots of lovely stories and asking lots of questions!


Use these prompts to help you:



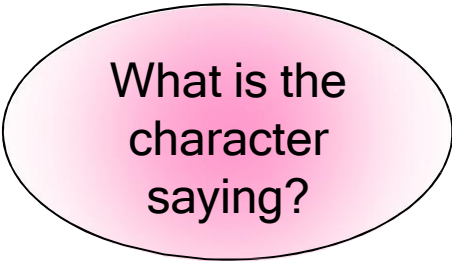
What is happening?



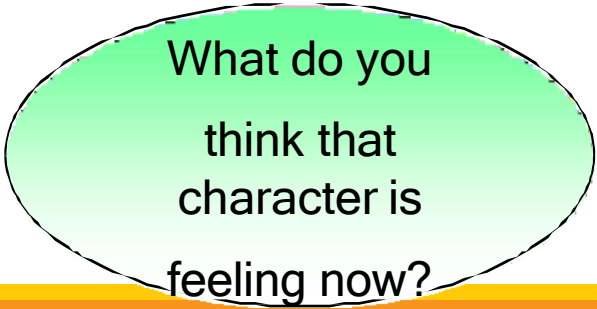
What do you think happens next?



What is that character thinking?



What is the character saying?



What do you think that character is feeling now?